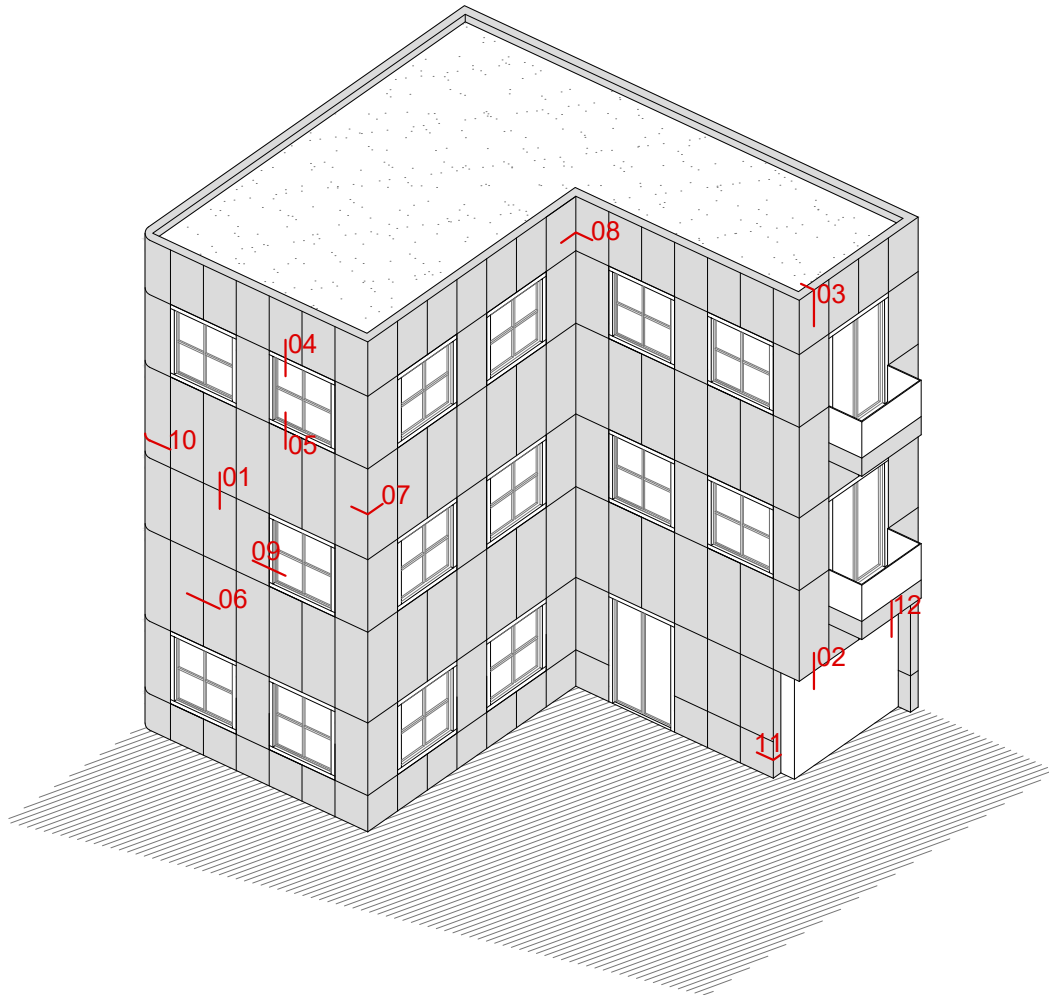


Any unauthorised reproduction, distribution, public communication and/or transformation of this document constitutes a copyright violation.

STAC® is not responsible for its use which is, in any case, intended for evaluation by technically skilled persons, and it is subject to their own discretion and risk.

This information is for conceptual use only, and it may change.



- | | |
|---|--|
| 1 VERTICAL SECTION HORIZONTAL JOINT | 9 HORIZONTAL SECTION WINDOW JAMB |
| 2 VERTICAL SECTION LOWER CLADDING END | 10 HORIZONTAL SECTION ROUNDED CORNER |
| 3 VERTICAL SECTION PARAPET RETURN | 11 HORIZONTAL SECTION LATERAL CLADDING END |
| 4 VERTICAL SECTION WINDOW HEAD | 12 VERTICAL SECTION CEILING |
| 5 VERTICAL SECTION WINDOWS SILL | |
| 6 HORIZONTAL SECTION VERTICAL JOINT | |
| 7 HORIZONTAL SECTION OUTER CORNER | |
| 8 HORIZONTAL SECTION INNER CORNER | |

REV 08/18

SYSTEM STB-T-CH

CONSTRUCTION DETAILS

VERTICAL SECTION

HORIZONTAL JOINT

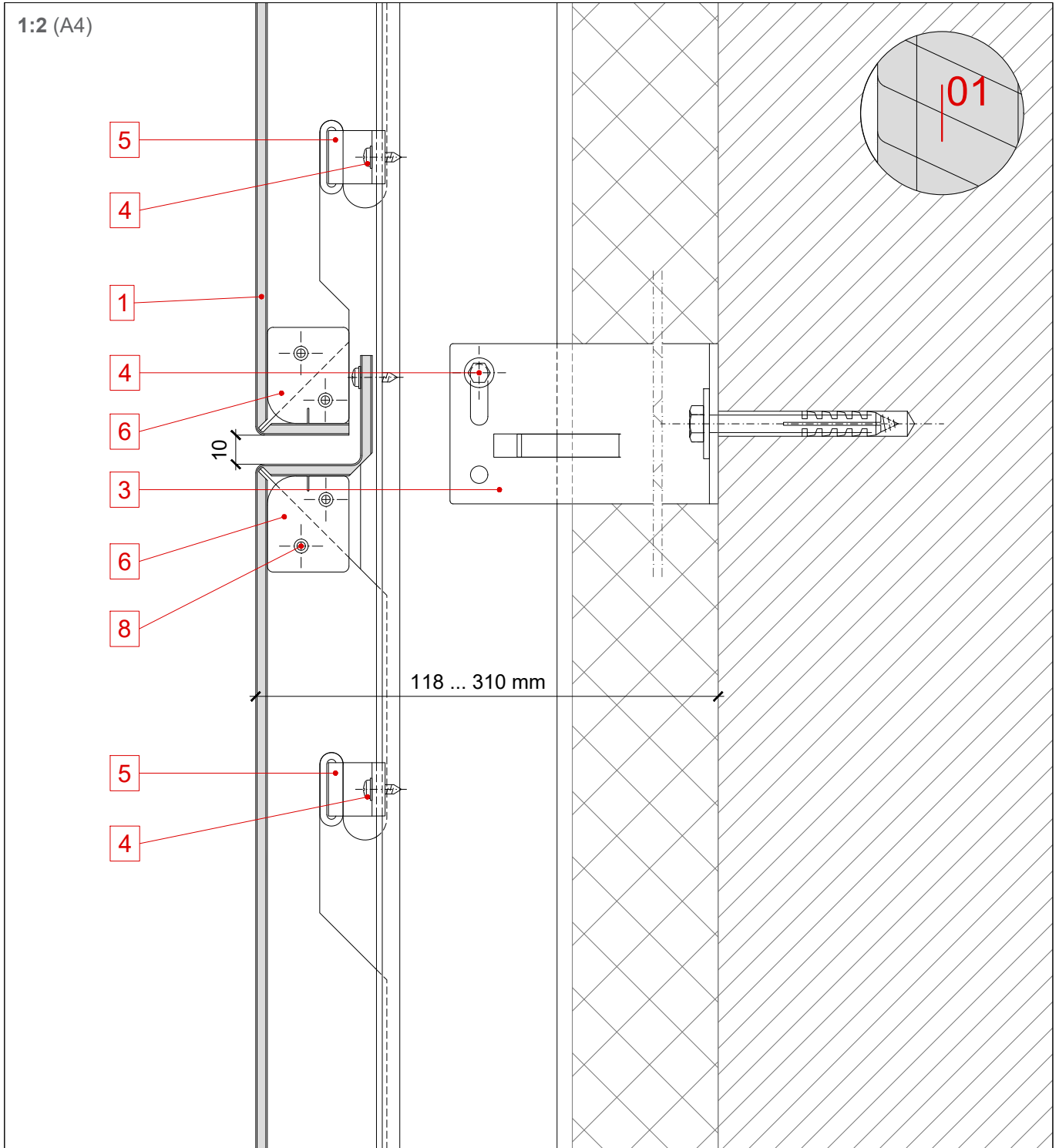
STAC BOND

T-CH.01.01

Any unauthorised reproduction, distribution, public communication and/or transformation of this document constitutes a copyright violation.

STAC® is not responsible for its use which is, in any case, intended for evaluation by technically skilled persons, and it is subject to their own discretion and risk.

This information is for conceptual use only, and it may change.



1 **STACBOND** panel cassette

2 Profile T-CH

3 Spacer L

4 Self-drilling screw

5 Bracket set external

6 Cassettes forming plate

7 Stiffener from STACBOND panel

8 Blind rivet

9 Aluminium plate for fixing and riveting

10 Auxiliar profile

11 Water drainage folded sheet

12 Water drainage holes

REV 08/18

SYSTEM STB-T-CH

CONSTRUCTION DETAILS

VERTICAL SECTION

LOWER CLADDING END

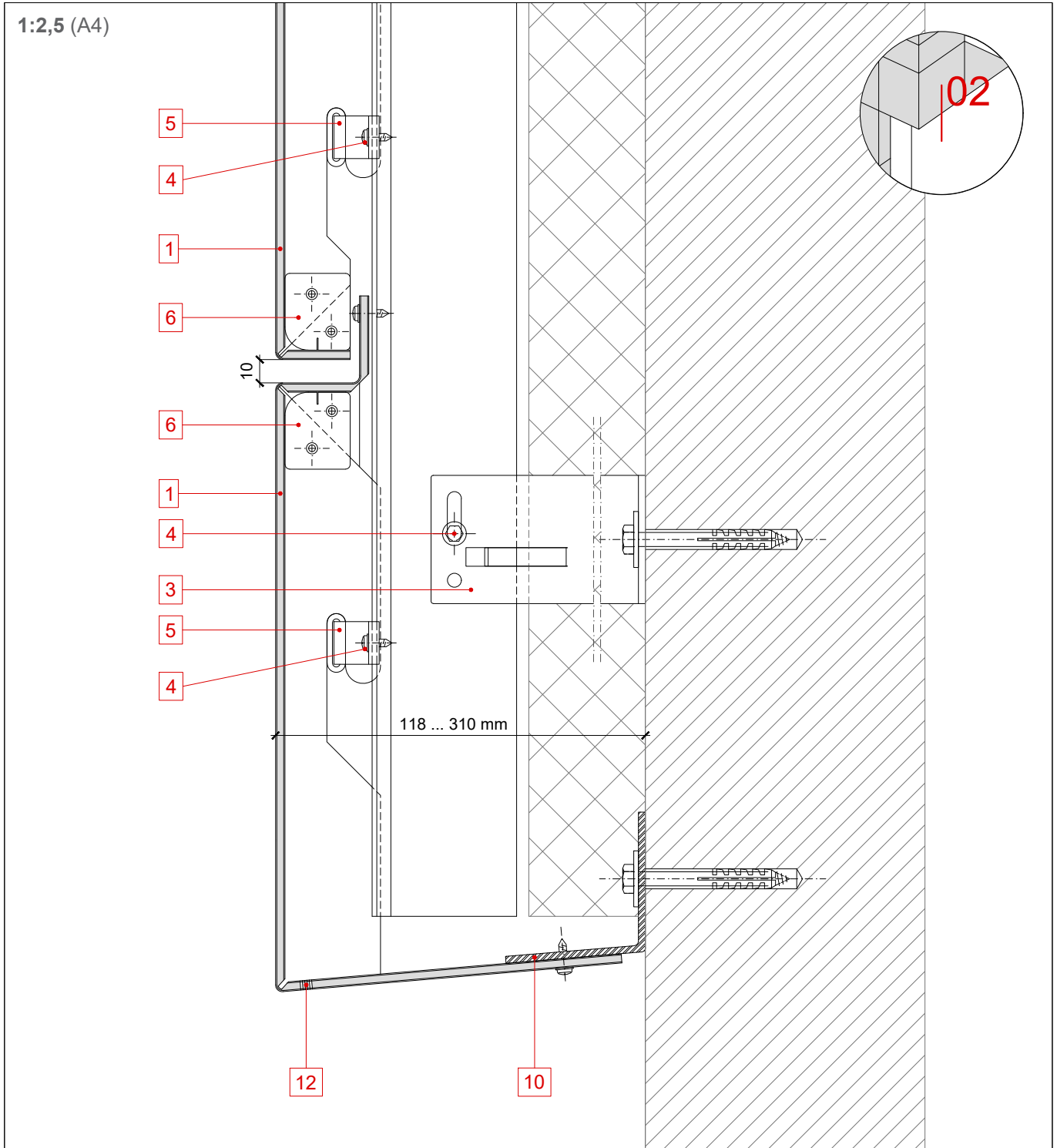
STAC BOND

T-CH.02.01

Any unauthorised reproduction, distribution, public communication and/or transformation of this document constitutes a copyright violation.

STAC® is not responsible for its use which is, in any case, intended for evaluation by technically skilled persons, and it is subject to their own discretion and risk.

This information is for conceptual use only, and it may change.



1 STACBOND panel cassette

2 Profile T-CH

3 Spacer L

4 Self-drilling screw

5 Bracket set external

6 Cassettes forming plate

7 Stiffener from STACBOND panel

8 Blind rivet

9 Aluminium plate for fixing and riveting

10 Auxiliar profile

11 Water drainage folded sheet

12 Water drainage holes

REV 08/18

SYSTEM STB-T-CH

CONSTRUCTION DETAILS

VERTICAL SECTION

LOWER CLADDING END

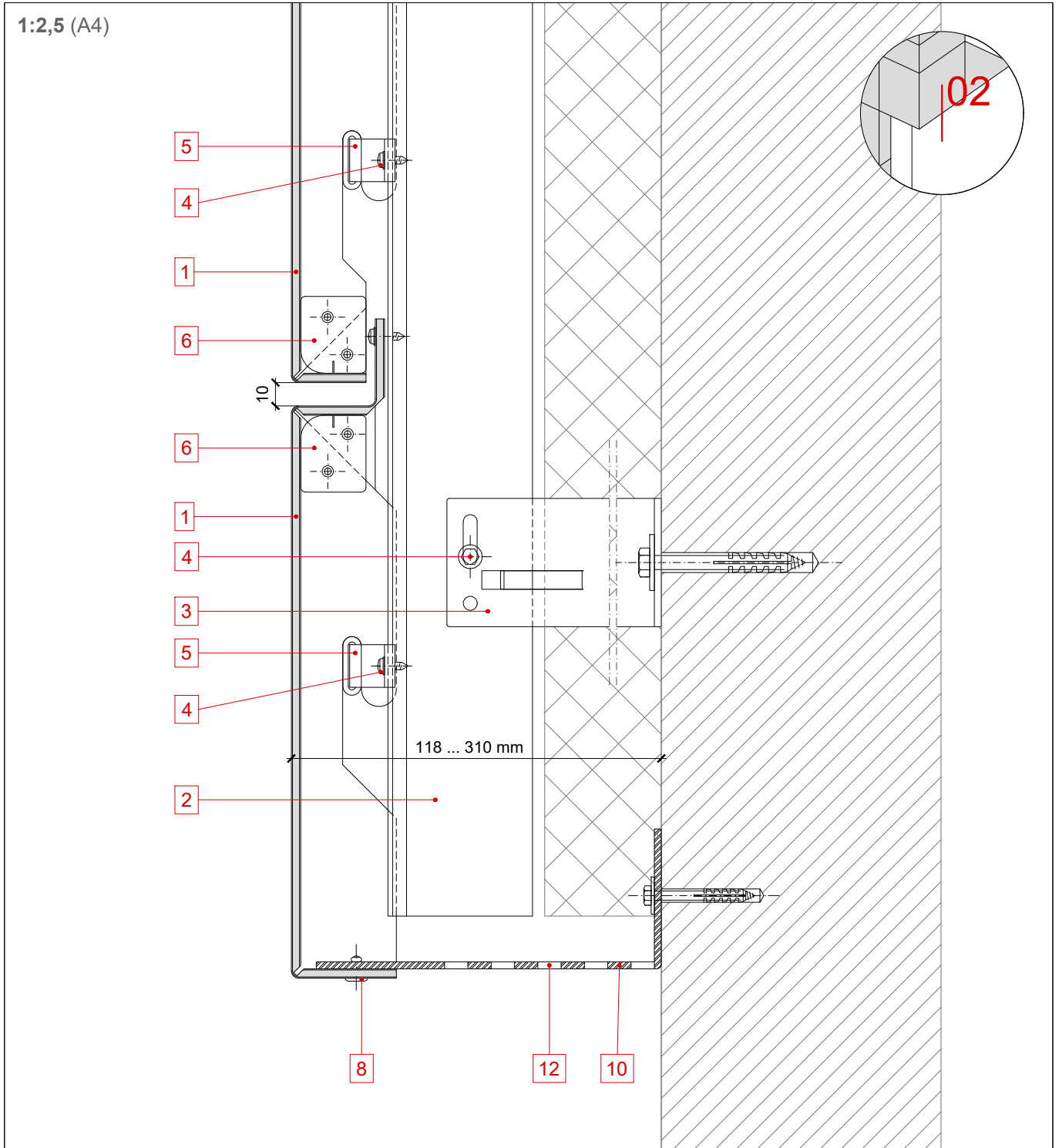
STAC BOND

T-CH.02.02

Any unauthorised reproduction, distribution, public communication and/or transformation of this document constitutes a copyright violation.

STAC® is not responsible for its use which is, in any case, intended for evaluation by technically skilled persons, and it is subject to their own discretion and risk.

This information is for conceptual use only, and it may change.



1 STACBOND panel cassette

2 Profile T-CH

3 Spacer L

4 Self-drilling screw

5 Bracket set external

6 Cassettes forming plate

7 Stiffener from STACBOND panel

8 Blind rivet

9 Aluminium plate for fixing and riveting

10 Auxiliar profile

11 Water drainage folded sheet

12 Water drainage holes

REV 08/18

SYSTEM STB-T-CH

CONSTRUCTION DETAILS

VERTICAL SECTION

PARAPET RETURN

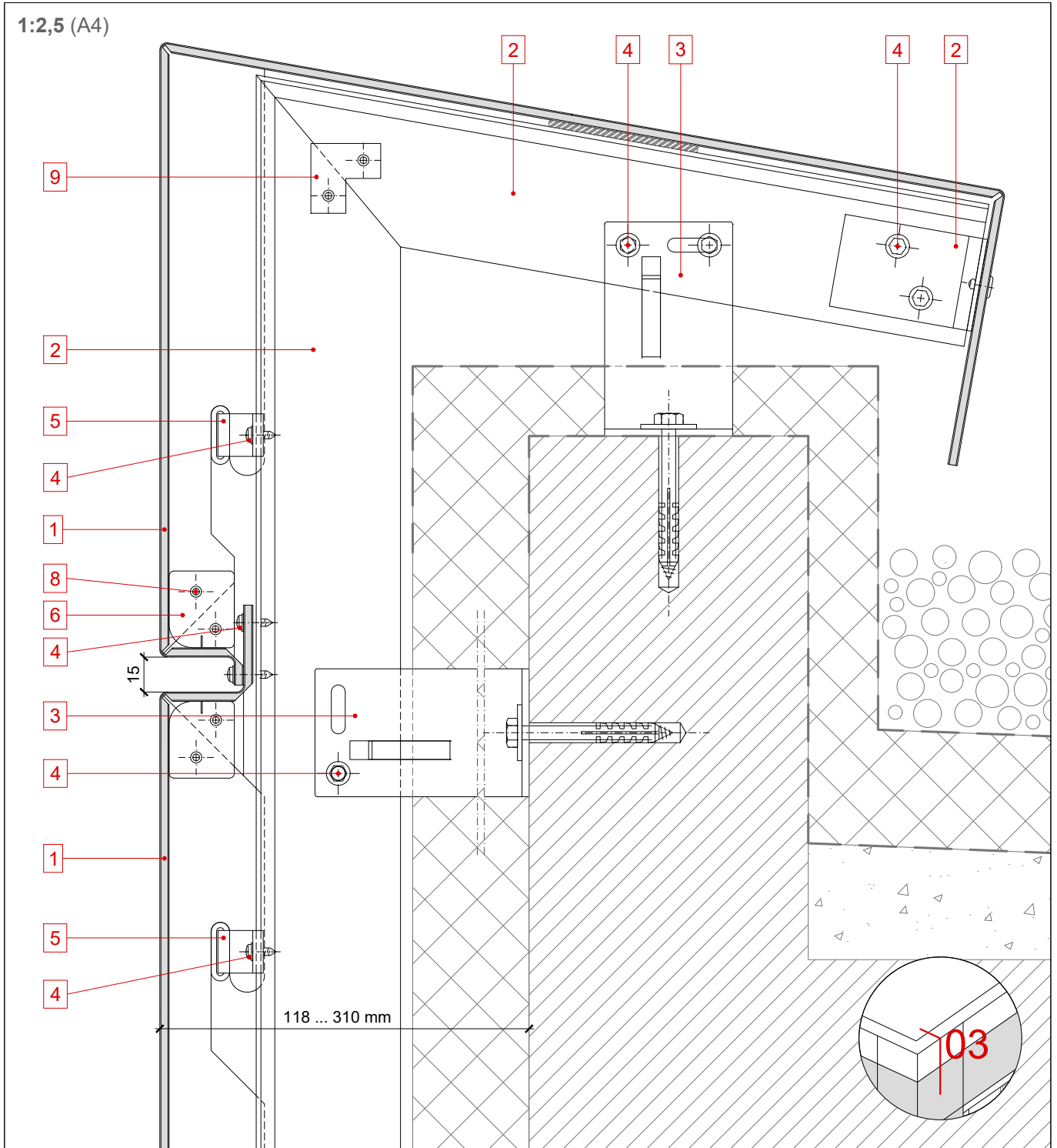
STAC BOND

T-CH.03.01

Any unauthorised reproduction, distribution, public communication and/or transformation of this document constitutes a copyright violation.

STAC® is not responsible for its use which is, in any case, intended for evaluation by technically skilled persons, and it is subject to their own discretion and risk.

This information is for conceptual use only, and it may change.



1 **STACBOND** panel cassette

2 Profile T-CH

3 Spacer L

4 Self-drilling screw

5 Bracket set external

6 Cassettes forming plate

7 Stiffener from STACBOND panel

8 Blind rivet

9 Aluminium plate for fixing and riveting

10 Auxiliar profile

11 Water drainage folded sheet

12 Water drainage holes

REV 08/18

SYSTEM STB-T-CH

CONSTRUCTION DETAILS

VERTICAL SECTION

WINDOW HEAD

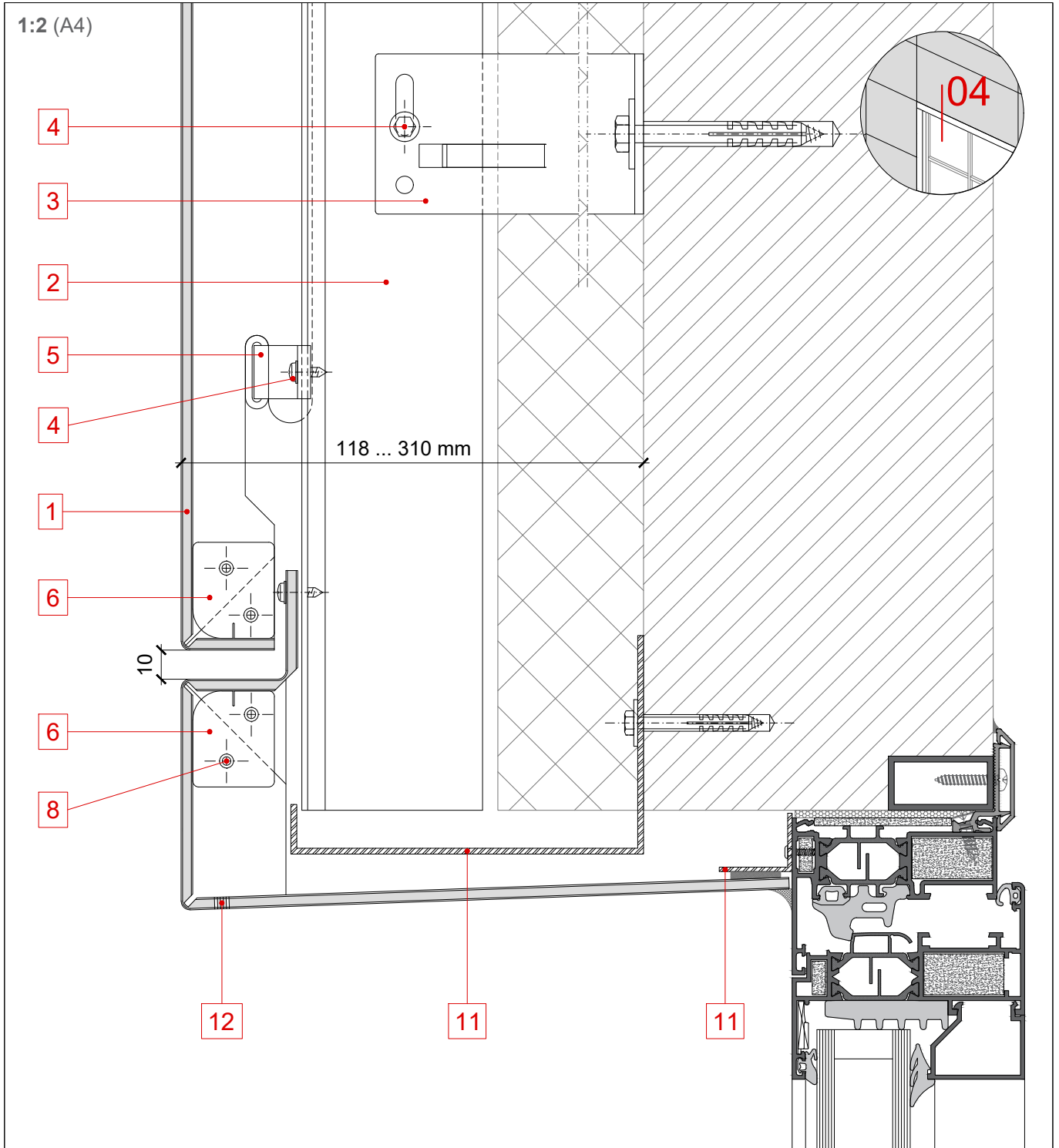
STAC BOND

T-CH.04.01

Any unauthorised reproduction, distribution, public communication and/or transformation of this document constitutes a copyright violation.

STAC® is not responsible for its use which is, in any case, intended for evaluation by technically skilled persons, and it is subject to their own discretion and risk.

This information is for conceptual use only, and it may change.



1 **STACBOND** panel cassette

2 Profile T-CH

3 Spacer L

4 Self-drilling screw

5 Bracket set external

6 Cassettes forming plate

7 Stiffener from STACBOND panel

8 Blind rivet

9 Aluminium plate for fixing and riveting

10 Auxiliar profile

11 Water drainage folded sheet

12 Water drainage holes

REV 08/18

SYSTEM STB-T-CH

CONSTRUCTION DETAILS

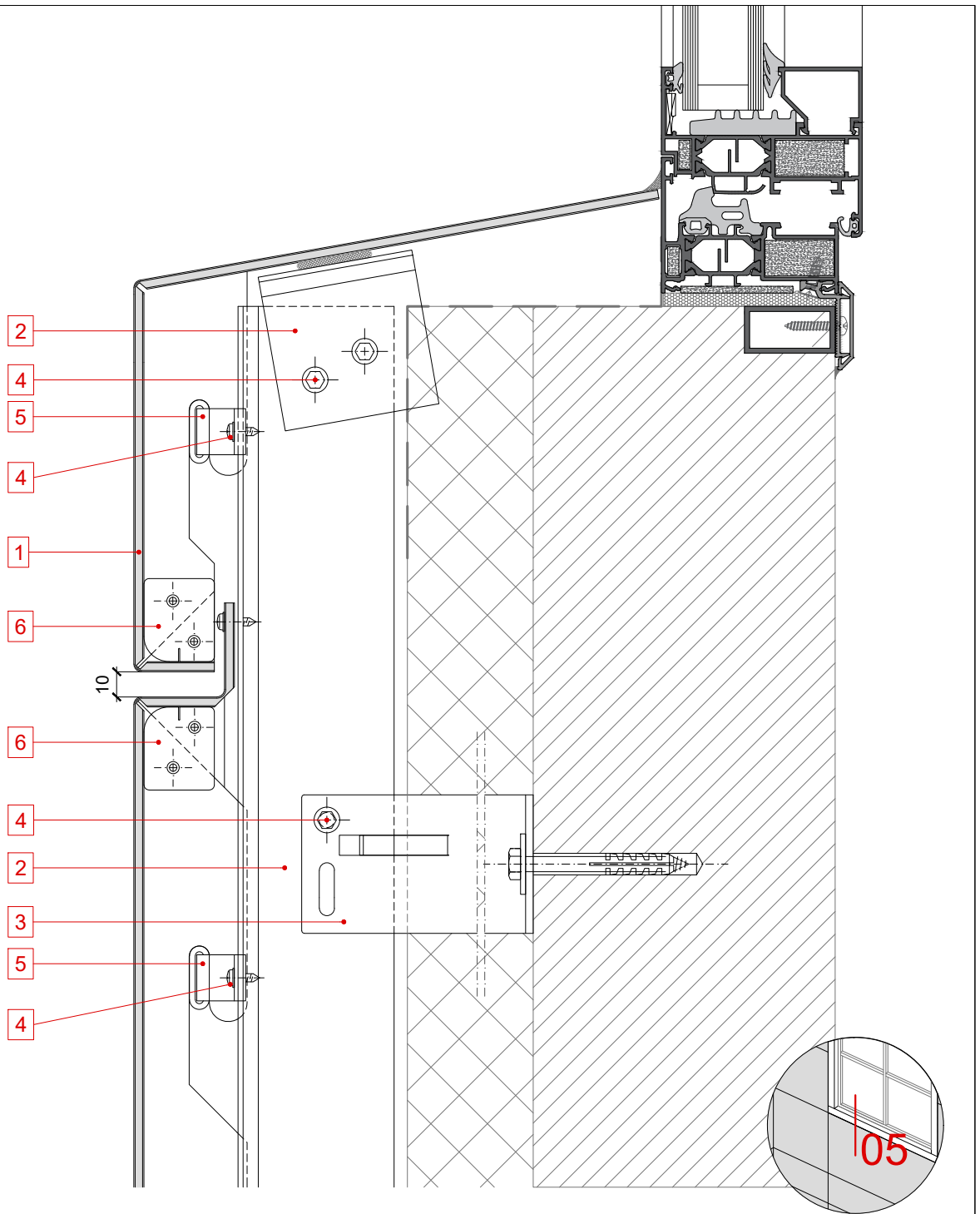
VERTICAL SECTION

WINDOW SILL

STAC BOND

T-CH.05.01

1:2,5 (A4)



1 STACBOND panel cassette

2 Profile T-CH

3 Spacer L

4 Self-drilling screw

5 Bracket set external

6 Cassettes forming plate

7 Stiffener from STACBOND panel

8 Blind rivet

9 Aluminium plate for fixing and riveting

10 Auxiliar profile

11 Water drainage folded sheet

12 Water drainage holes

REV 08/18

SYSTEM STB-T-CH

CONSTRUCTION DETAILS

VERTICAL SECTION

WINDOW SILL

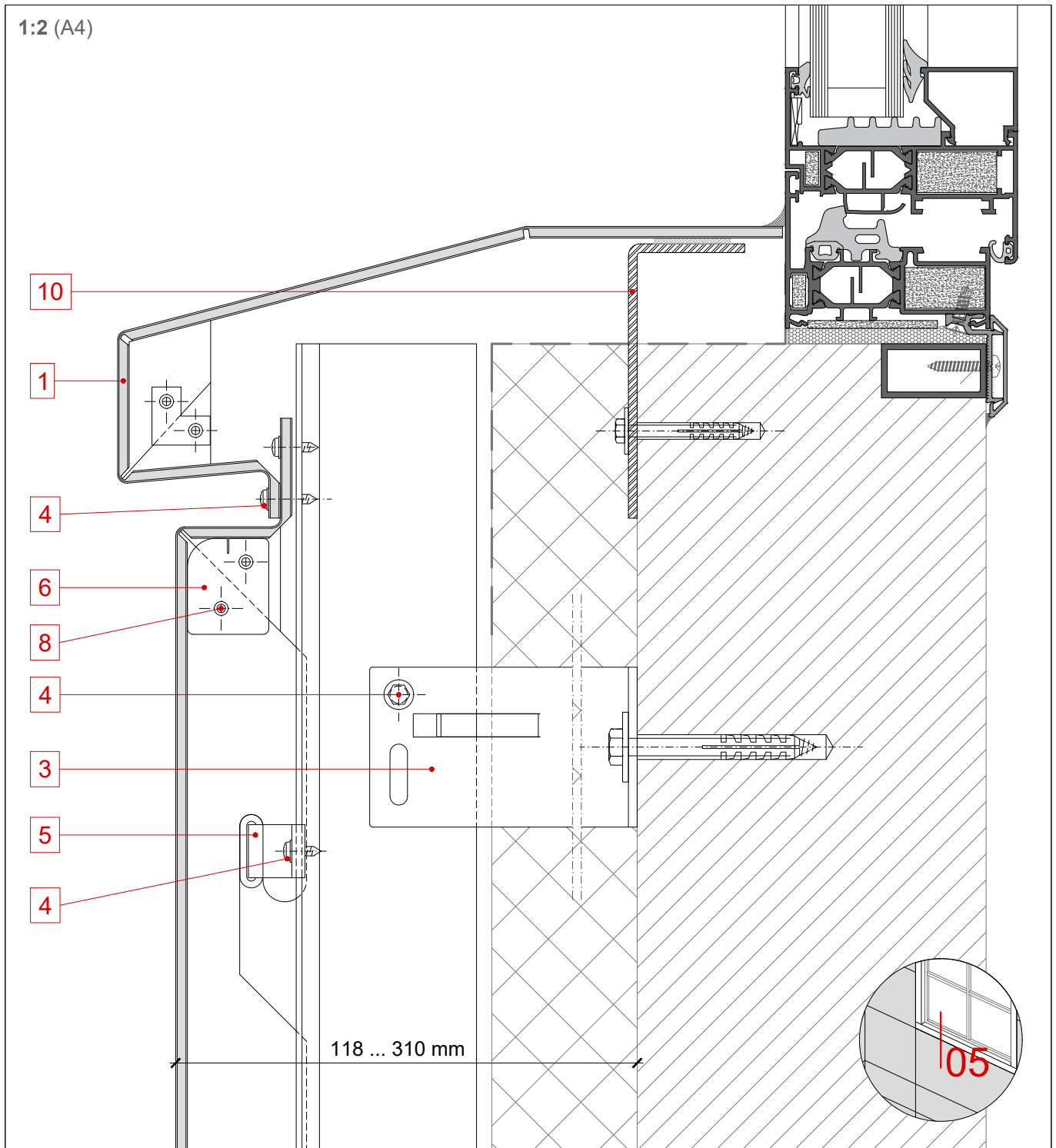
STAC BOND

T-CH.05.02

Any unauthorised reproduction, distribution, public communication and/or transformation of this document constitutes a copyright violation.

STAC® is not responsible for its use which is, in any case, intended for evaluation by technically skilled persons, and it is subject to their own discretion and risk.

This information is for conceptual use only, and it may change.



1 **STACBOND** panel cassette

2 Profile T-CH

3 Spacer L

4 Self-drilling screw

5 Bracket set external

6 Cassettes forming plate

7 Stiffener from STACBOND panel

8 Blind rivet

9 Aluminium plate for fixing and riveting

10 Auxiliar profile

11 Water drainage folded sheet

12 Water drainage holes

REV 08/18

SYSTEM STB-T-CH

CONSTRUCTION DETAILS

HORIZONTAL SECTION

VERTICAL JOINT

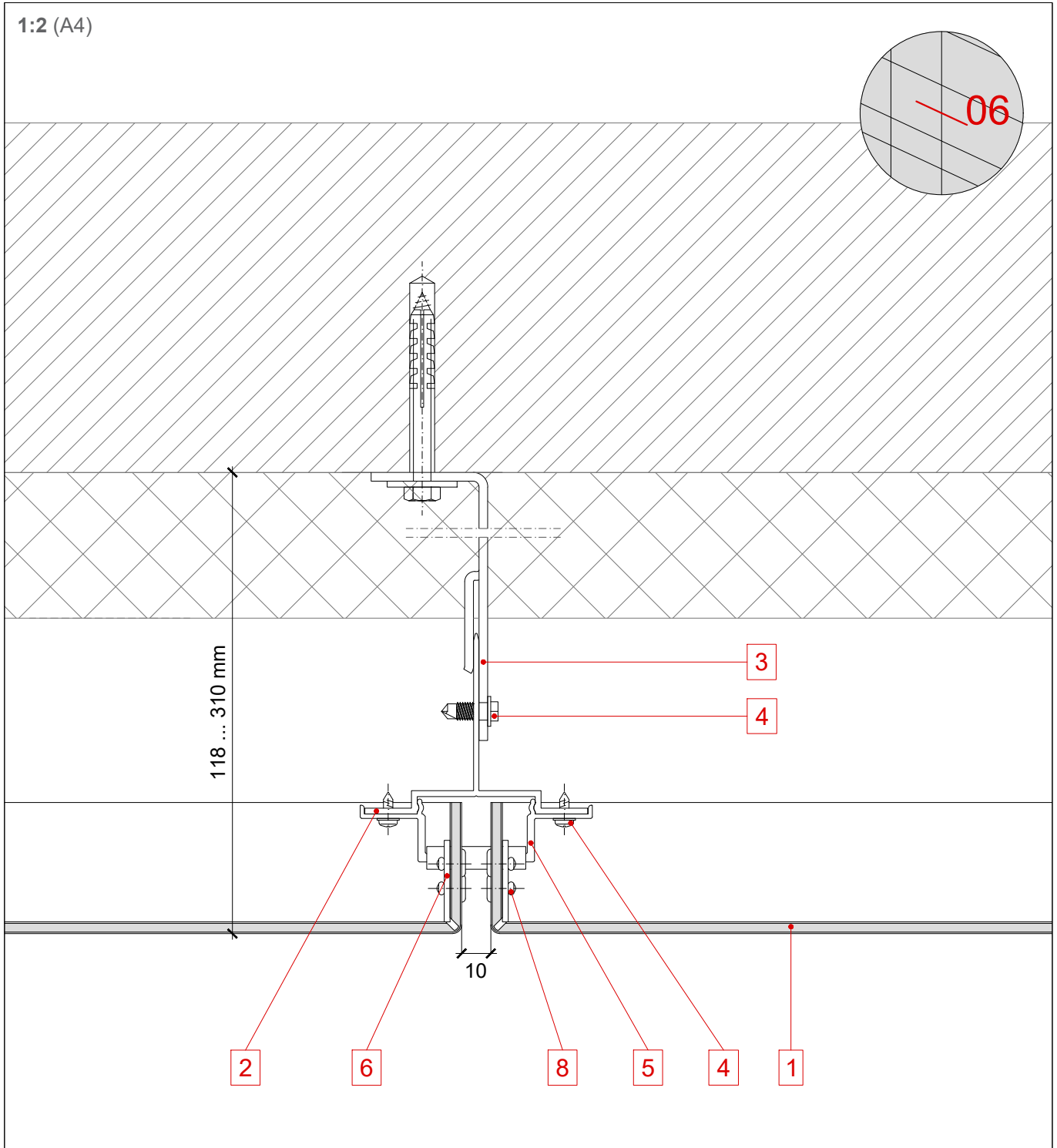
STAC BOND

T-CH.06.01

Any unauthorised reproduction, distribution, public communication and/or transformation of this document constitutes a copyright violation.

STAC® is not responsible for its use which is, in any case, intended for evaluation by technically skilled persons, and it is subject to their own discretion and risk.

This information is for conceptual use only, and it may change.



1 STACBOND panel cassette

2 Profile T-CH

3 Spacer L

4 Self-drilling screw

5 Bracket set external

6 Cassettes forming plate

7 Stiffener from STACBOND panel

8 Blind rivet

9 Aluminium plate for fixing and riveting

10 Auxiliar profile

11 Water drainage folded sheet

12 Water drainage holes

REV 08/18

SYSTEM STB-T-CH

CONSTRUCTION DETAILS

HORIZONTAL SECTION

OUTER CORNER

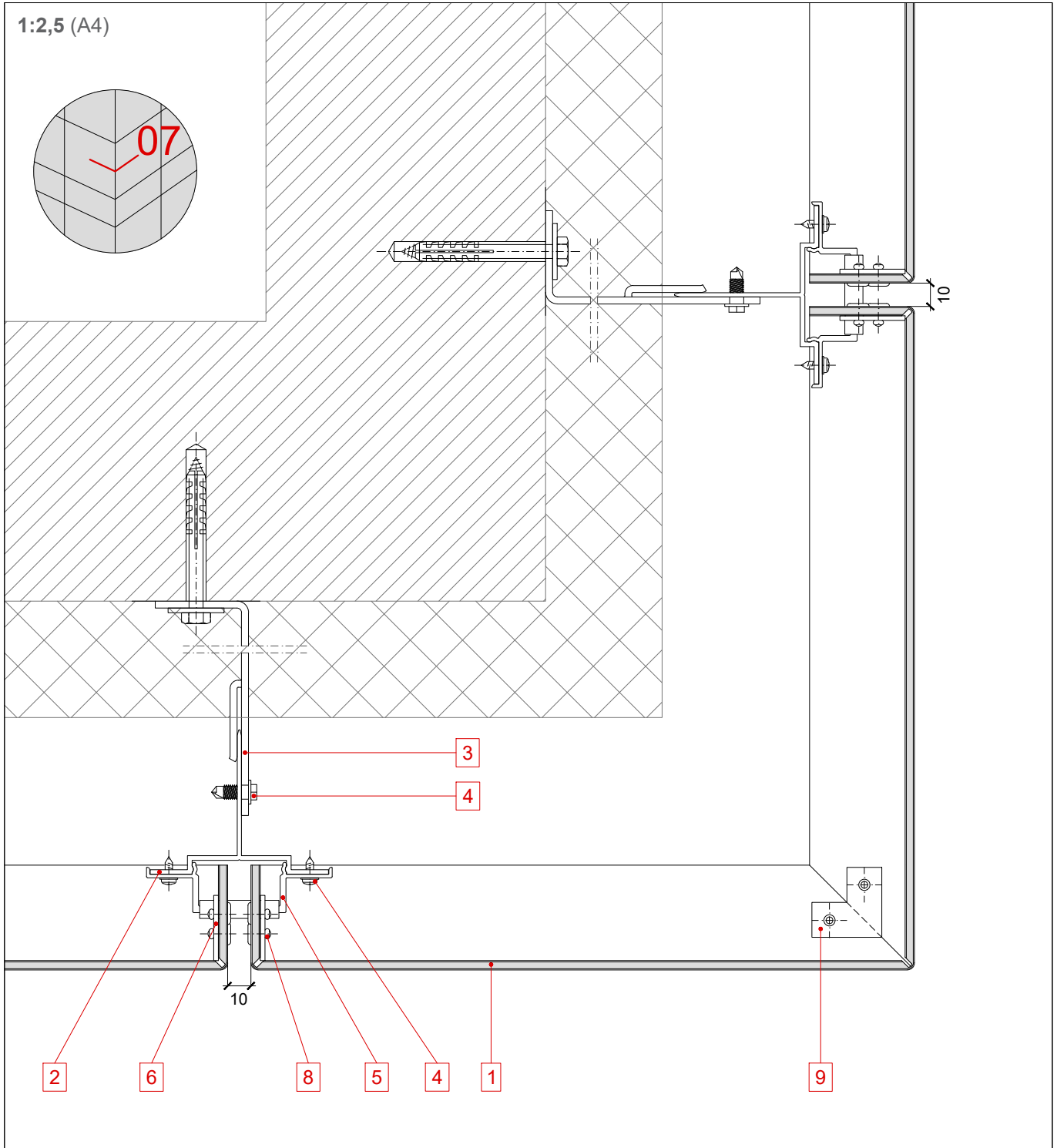
STAC BOND

T-CH.07.01

Any unauthorised reproduction, distribution, public communication and/or transformation of this document constitutes a copyright violation.

STAC® is not responsible for its use which is, in any case, intended for evaluation by technically skilled persons, and it is subject to their own discretion and risk.

This information is for conceptual use only, and it may change.



1 **STACBOND** panel cassette

2 Profile T-CH

3 Spacer L

4 Self-drilling screw

5 Bracket set external

6 Cassettes forming plate

7 Stiffener from STACBOND panel

8 Blind rivet

9 Aluminium plate for fixing and riveting

10 Auxiliar profile

11 Water drainage folded sheet

12 Water drainage holes

REV 08/18

SYSTEM STB-T-CH

CONSTRUCTION DETAILS

HORIZONTAL SECTION

INNER CORNER

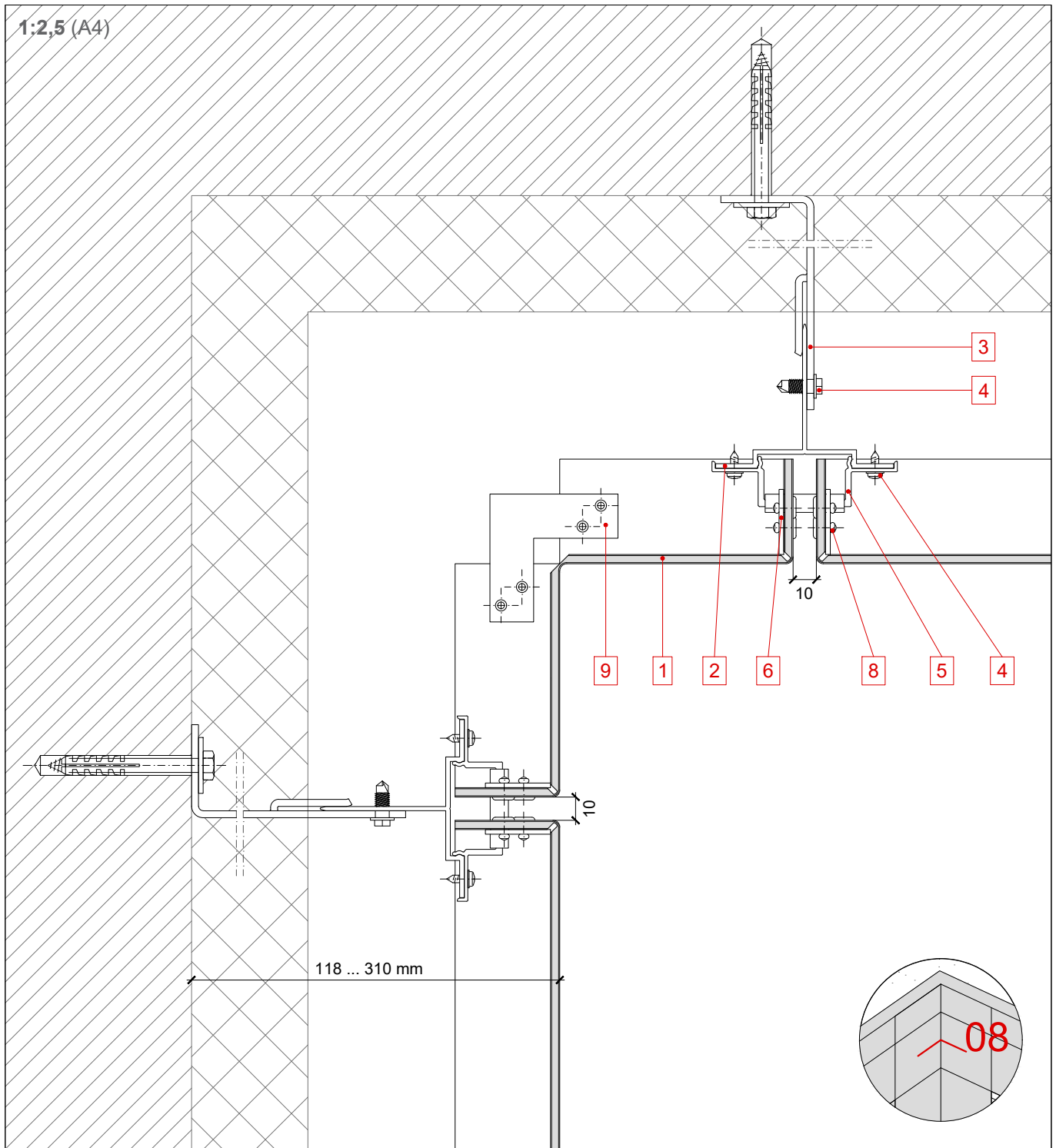
STAC BOND

T-CH.08.01

Any unauthorised reproduction, distribution, public communication and/or transformation of this document constitutes a copyright violation.

STAC® is not responsible for its use which is, in any case, intended for evaluation by technically skilled persons, and it is subject to their own discretion and risk.

This information is for conceptual use only, and it may change.



1 **STACBOND** panel cassette

2 Profile T-CH

3 Spacer L

4 Self-drilling screw

5 Bracket set external

6 Cassettes forming plate

7 Stiffener from STACBOND panel

8 Blind rivet

9 Aluminium plate for fixing and riveting

10 Auxiliar profile

11 Water drainage folded sheet

12 Water drainage holes

REV 08/18

SYSTEM STB-T-CH

CONSTRUCTION DETAILS

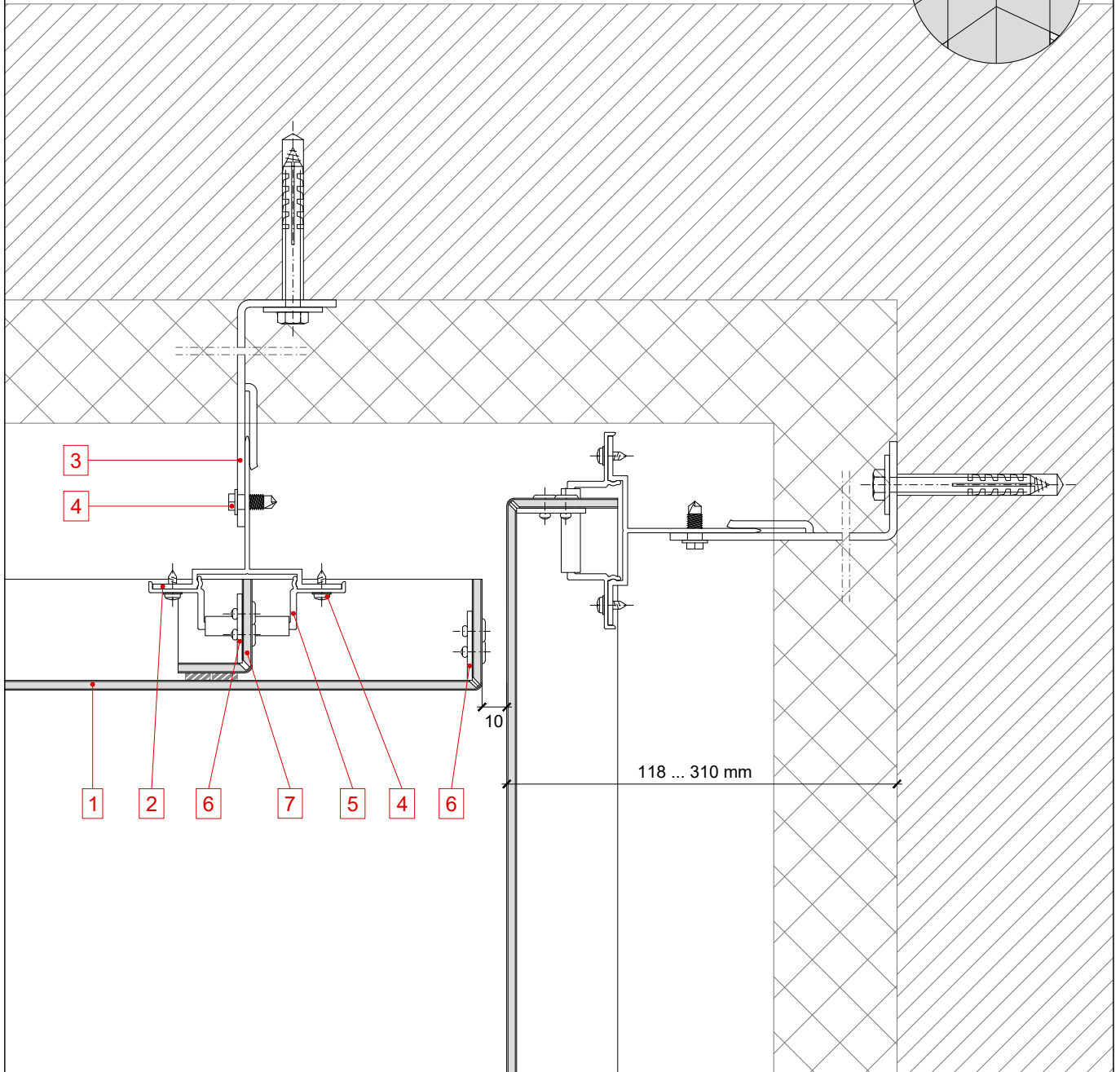
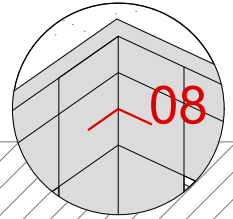
HORIZONTAL SECTION

INNER CORNER

STAC BOND

T-CH.08.02

1:2,5 (A4)



1 **STACBOND** panel cassette

2 Profile T-CH

3 Spacer L

4 Self-drilling screw

5 Bracket set external

6 Cassettes forming plate

7 Stiffener from STACBOND panel

8 Blind rivet

9 Aluminium plate for fixing and riveting

10 Auxiliar profile

11 Water drainage folded sheet

12 Water drainage holes

REV 08/18

SYSTEM STB-T-CH

CONSTRUCTION DETAILS

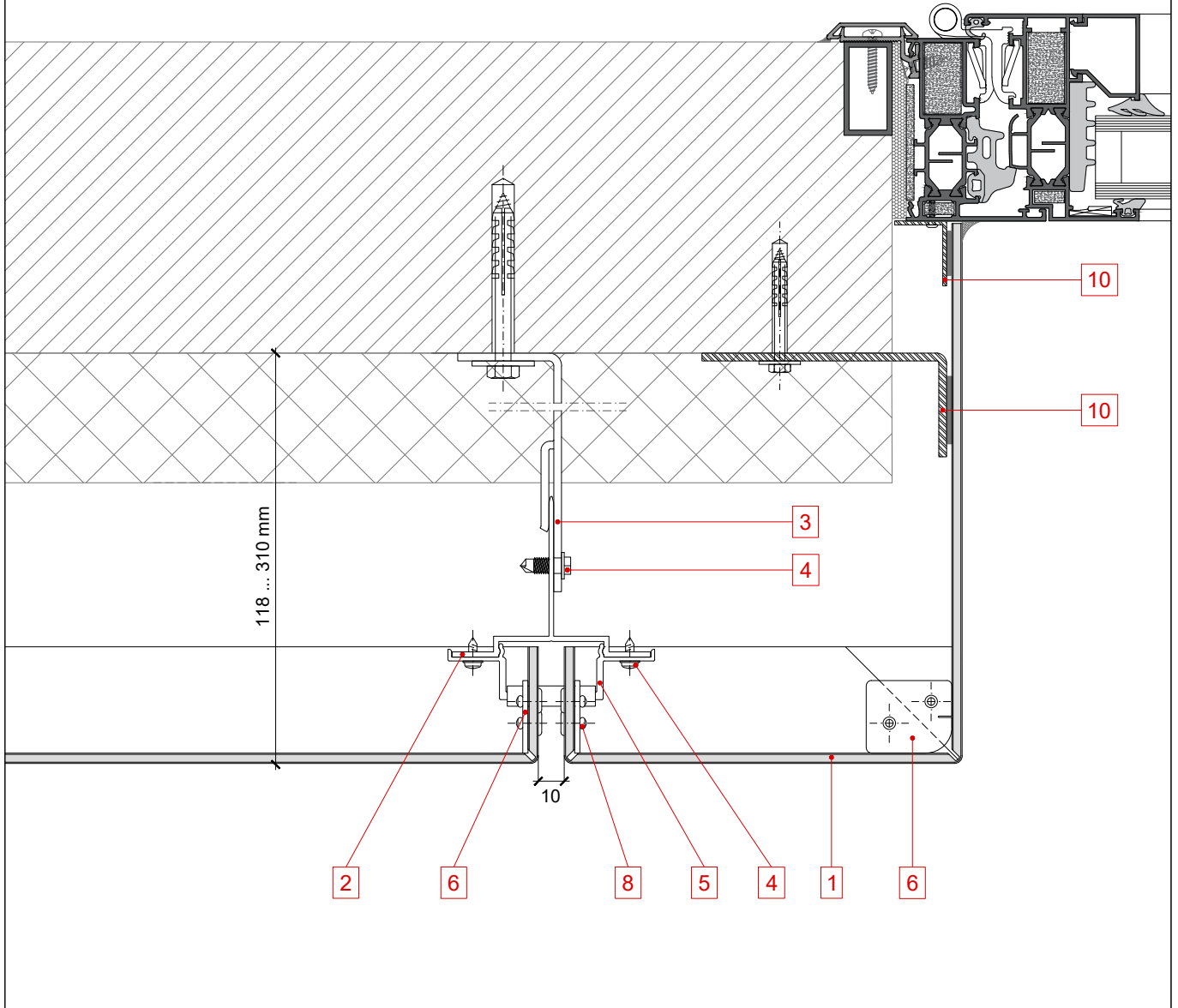
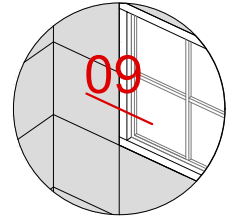
HORIZONTAL SECTION

WINDOW JAMB

STAC BOND

T-CH.09.01

1:2,5 (A4)



1 **STACBOND** panel cassette

2 Profile T-CH

3 Spacer L

4 Self-drilling screw

5 Bracket set external

6 Cassettes forming plate

7 Stiffener from STACBOND panel

8 Blind rivet

9 Aluminium plate for fixing and riveting

10 Auxiliar profile

11 Water drainage folded sheet

12 Water drainage holes

REV 08/18

SYSTEM STB-T-CH

CONSTRUCTION DETAILS

HORIZONTAL SECTION

ROUNDED CORNER

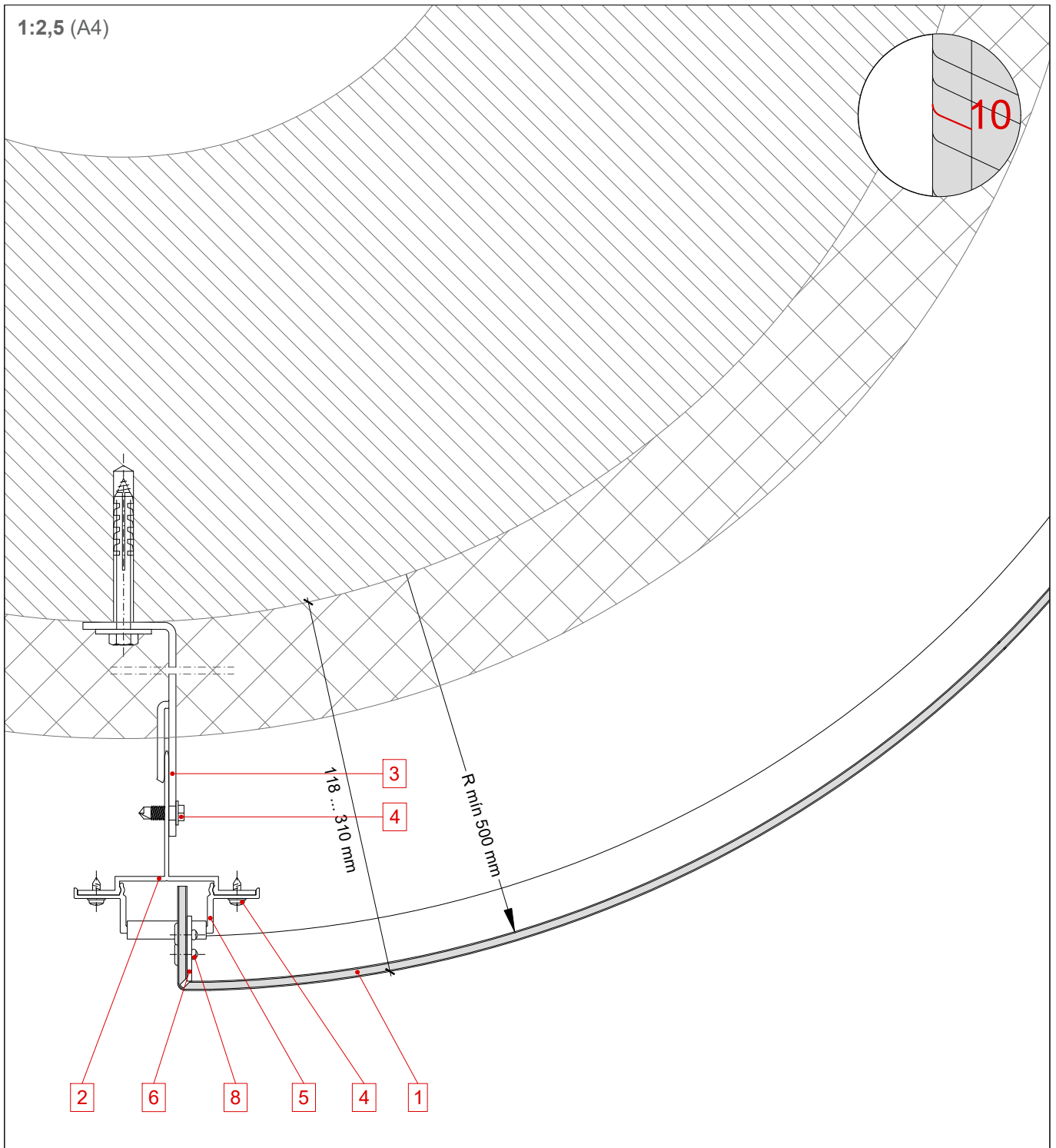
STAC BOND

T-CH.10.01

Any unauthorised reproduction, distribution, public communication and/or transformation of this document constitutes a copyright violation.

STAC® is not responsible for its use which is, in any case, intended for evaluation by technically skilled persons, and it is subject to their own discretion and risk.

This information is for conceptual use only, and it may change.



1 **STACBOND** panel cassette

2 Profile T-CH

3 Spacer L

4 Self-drilling screw

5 Bracket set external

6 Cassettes forming plate

7 Stiffener from STACBOND panel

8 Blind rivet

9 Aluminium plate for fixing and riveting

10 Auxiliar profile

11 Water drainage folded sheet

12 Water drainage holes

REV 08/18

SYSTEM STB-T-CH

CONSTRUCTION DETAILS

VERTICAL SECTION

LATERAL CLADDING END

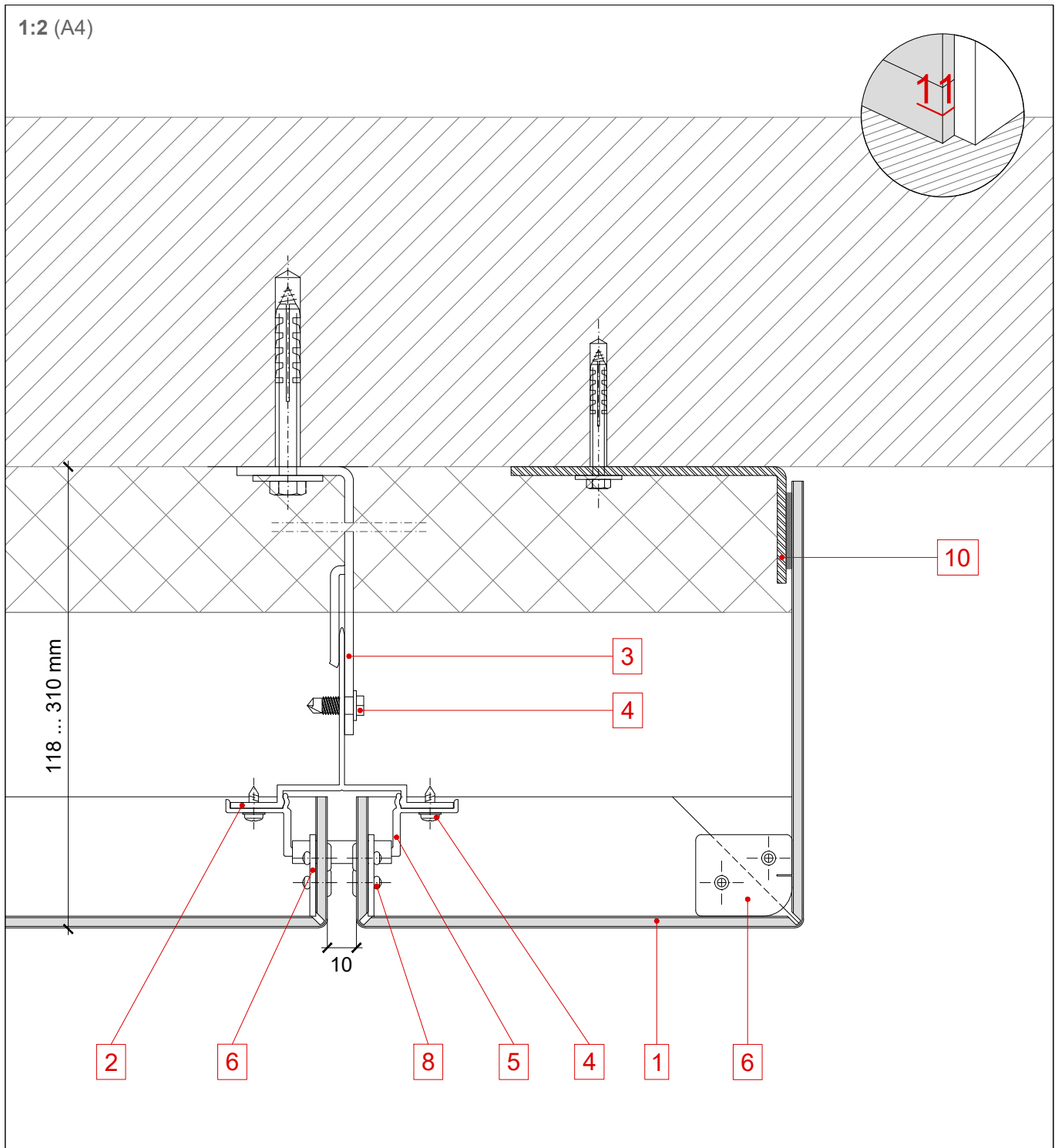
STAC BOND

T-CH.11.01

Any unauthorised reproduction, distribution, public communication and/or transformation of this document constitutes a copyright violation.

STAC® is not responsible for its use which is, in any case, intended for evaluation by technically skilled persons, and it is subject to their own discretion and risk.

This information is for conceptual use only, and it may change.



1 **STACBOND** panel cassette

2 Profile T-CH

3 Spacer L

4 Self-drilling screw

5 Bracket set external

6 Cassettes forming plate

7 Stiffener from STACBOND panel

8 Blind rivet

9 Aluminium plate for fixing and riveting

10 Auxiliar profile

11 Water drainage folded sheet

12 Water drainage holes

REV 08/18

SYSTEM STB-T-CH

CONSTRUCTION DETAILS

VERTICAL SECTION

CEILING

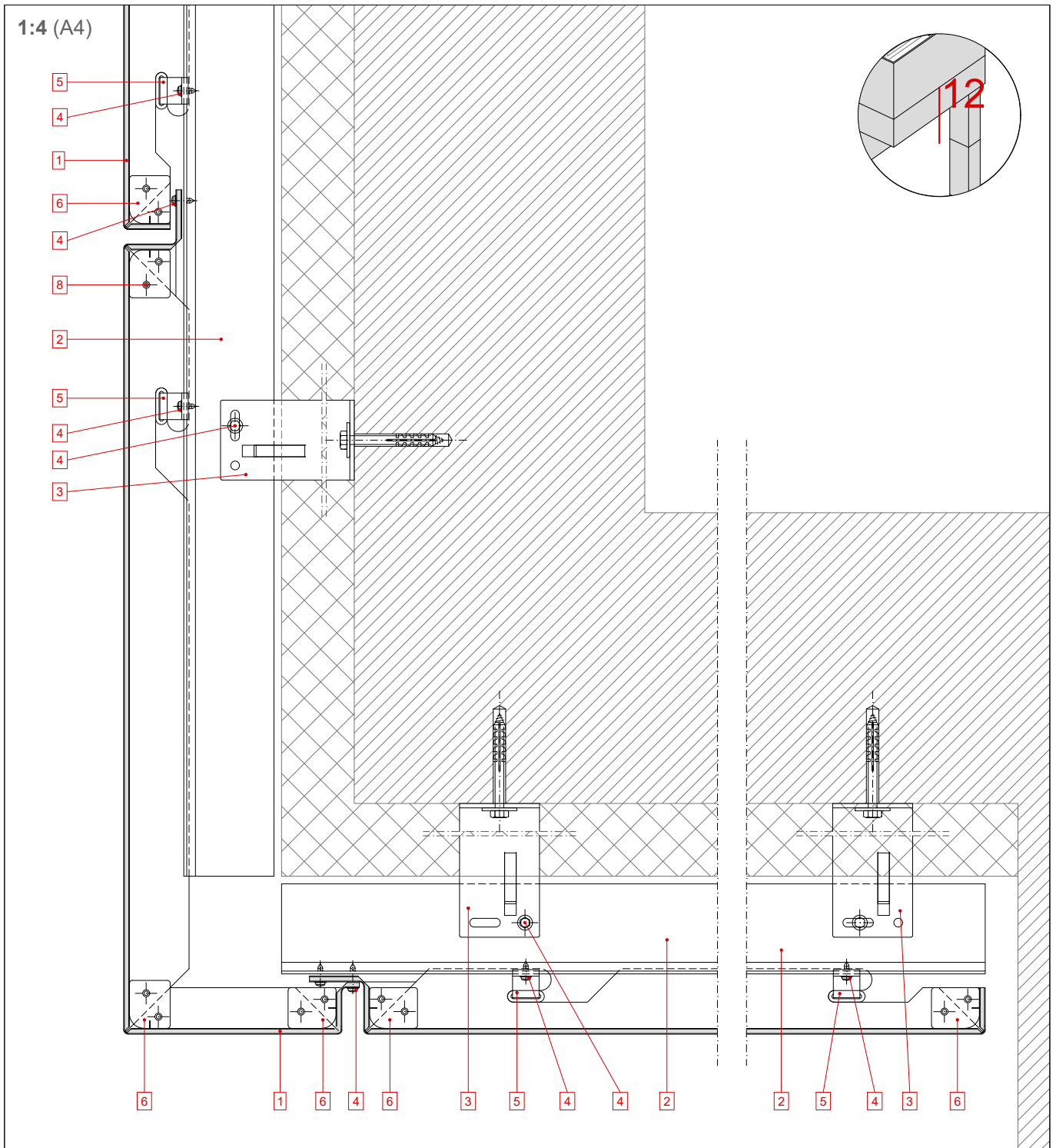
STAC BOND

T-CH.12.01

Any unauthorised reproduction, distribution, public communication and/or transformation of this document constitutes a copyright violation.

STAC® is not responsible for its use which is, in any case, intended for evaluation by technically skilled persons, and it is subject to their own discretion and risk.

This information is for conceptual use only, and it may change.



1 **STACBOND** panel cassette

2 Profile T-CH

3 Spacer L

4 Self-drilling screw

5 Bracket set external

6 Cassettes forming plate

7 Stiffener from STACBOND panel

8 Blind rivet

9 Aluminium plate for fixing and riveting

10 Auxiliar profile

11 Water drainage folded sheet

12 Water drainage holes

REV 08/18