

STACBOND FIRE TEST REPORT

SCOPE OF WORK

ASTM E84 TESTING ON A2-LBA1767

REPORT NUMBER

I6239.02-121-24

TEST DATE

02/19/19

ISSUE DATE

03/12/19

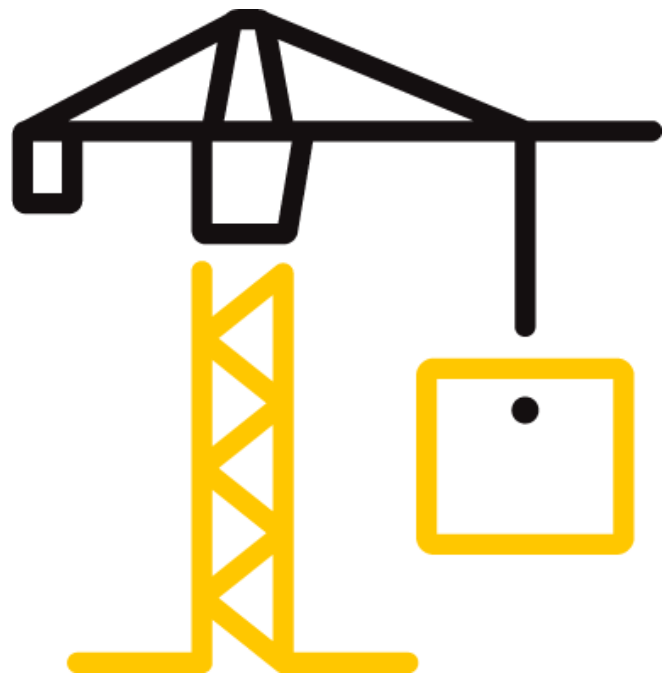
PAGES

11

DOCUMENT CONTROL NUMBER

RT-R-AMER-Test-2780 (09/19/18)

© 2017 INTERTEK



TEST REPORT FOR STACBOND

Report No.: I6239.02-121-24

Date: 03/12/19

REPORT ISSUED TO

STACBOND

Polígono Industrial Picusa,
La Matanza, s/n
15900 Padrón, La Coruna, Spain

SECTION 1

SCOPE

Intertek Building & Construction (B&C) was contracted by STACBOND, 15900 Padrón, Spain, to evaluate the flame spread and smoke developed properties of A2-LBA1767. Testing was conducted at the Intertek B&C test facility in York, Pennsylvania. Results obtained are tested values and were secured by using the designated test method(s). A summary of test results and the complete graphical test data is reported herein.

This report does not constitute performance certification of this product nor an opinion or endorsement by this laboratory. Intertek B&C will service this report for the entire test record retention period. The test record retention period ends four years after the test date. Test records, such as detailed drawings, datasheets, representative samples of test specimens, or other pertinent project documentation, will be retained for the entire test record retention period.

SECTION 2

SUMMARY OF TEST RESULTS

Specimen I.D.: A2-LBA1767 by Stacbond

ASTM E84 Test Results

FLAME SPREAD INDEX	SMOKE DEVELOPED INDEX
0	10

*See Section 8 for additional information and commentary

For INTERTEK B&C:

COMPLETED BY:	Ben Samson	REVIEWED BY:	Ethan Grove
TITLE:	Technician – Fire Testing	TITLE:	Manager – Fire Testing
SIGNATURE:		SIGNATURE:	
DATE:	03/12/19	DATE:	03/12/19

BTS:ddr

This report is for the exclusive use of Intertek's Client and is provided pursuant to the agreement between Intertek and its Client. Intertek's responsibility and liability are limited to the terms and conditions of the agreement. Intertek assumes no liability to any party, other than to the Client in accordance with the agreement, for any loss, expense or damage occasioned by the use of this report. Only the Client is authorized to permit copying or distribution of this report and then only in its entirety. Any use of the Intertek name or one of its marks for the sale or advertisement of the tested material, product or service must first be approved in writing by Intertek. The observations and test results in this report are relevant only to the sample(s) tested. This report by itself does not imply that the material, product, or service is or has ever been under an Intertek certification program.

TEST REPORT FOR STACBOND

Report No.: I6239.02-121-24

Date: 03/12/19

SECTION 3

TEST METHOD

The specimens were evaluated in accordance with the following:

ASTM E84-18b, *Standard Test Method for Surface Burning Characteristics of Building Materials*

SECTION 4

MATERIAL SOURCE/INSTALLATION

The samples were randomly selected, or production was witnessed, by a QAI Laboratories representative, at the Sistemas Tecnicos del Accesorio y Componentes manufacturing facility, located at Poligono Industrial La Rozada, Parcela 2, Calle Isaac Prado Bodelon Parandones – Toral de los Vados – Leon Villadecanes, 24516 Spain. Details regarding the composition and traceability of the selected material is included in QAI Laboratories Inspection Report VJ3053. The samples, identified as Stacbond A2 were received in good order.

The subject test specimen is a traceable sample selected from the manufacturer's facility. QAI Laboratories selected the specimen and has verified the composition, manufacturing techniques and quality assurance procedures. Details regarding the composition and traceability of the selected material is included in QAI Laboratories Inspection Report VJ3053.

SECTION 5

LIST OF OBSERVERS

NAME	COMPANY
Marcos Garcia	STACBOND
Ben Samson	Intertek B&C
Ethan Grove	Intertek B&C

TEST REPORT FOR STACBOND

Report No.: I6239.02-121-24

Date: 03/12/19

SECTION 6

TEST PROCEDURE

This report describes the results of testing conducted in accordance with ASTM E84-18b; Standard Test Method for Surface Burning Characteristics of Building Materials. The test method is for comparative surface burning behavior of building materials by determining a flame spread index (FSI) and a smoke developed index (SDI). This test is generally applicable to exposed surfaces, such as finish materials for ceilings or walls, provided that the material or assembly of materials, by its own structural quality or the manner in which it is tested and intended for use, is capable of supporting itself in position or being supported during the test period.

“The use of supporting materials on the underside of the test specimen may lower the flame spread index from that which might be obtained if the specimen could be tested without such support. This method may not be appropriate for obtaining comparative surface burning behavior of some cellular plastic materials. Testing of materials that melt, drip, or delaminate to such a degree that the continuity of the flame front is destroyed, results in low flame spread indices that do not relate directly to indices obtained by testing materials that remain in place.” – ASTM E84-18b Section 1.3

The purpose of the method is to determine the relative burning behaviour of the material by observing the flame spread along the specimen. Flame spread and smoke density developed are reported, however, there is not necessarily a relationship between these two measurements.

It is the expressed intent of the test method to provide only comparative measurements of surface flame spread and smoke density of the tested material against measurements for select grade red oak flooring and fiber-cement board when tested under specific fire exposure conditions. The test method exposes a nominal 24-ft (7.32-m) long by 20-in. (508-mm) wide test specimen to a controlled air flow and flaming fire exposure adjusted to produce a specific flame spread distance vs time calibration using select grade red oak flooring.

The test method does not provide information regarding heat transmission through the tested surface, the effect of aggravated flame spread behavior resulting from the proximity of combustible walls and ceilings, or the classification or definition of materials as noncombustible using flame spread index alone.

This standard should be used to measure and describe the properties of materials, products, or assemblies in response to heat and flame under controlled laboratory conditions and should not be used to describe or appraise the fire hazard or fire risk of materials, products, or assemblies under actual fire conditions. However, results of this test may be used as elements of a fire risk assessment which takes into account all of the factors which are pertinent to an assessment of the fire hazard of a particular end use.

There were no deviations from the requirements prescribed in ASTM E84.

TEST REPORT FOR STACBOND

Report No.: I6239.02-121-24

Date: 03/12/19

SECTION 6

TEST SPECIMEN DESCRIPTION

MANUFACTURER*	Stacbond
PRODUCT TYPE*	Aluminum composite material (ACM)
SERIES/MODEL*	A2-LBA1767
COMPOSITION*	Aluminum, core
CONDITIONING TIME	72+ hr.
SPECIMEN SIZE	24 in. wide x 72 in. long
THICKNESS	4 mm
SPECIMEN SECTIONS	4
TOTAL WEIGHT	20.6 lbs.
COLOR	White Ral 9016
SIDE TO FLAME*	Client specified painted face
SUPPORT USED*	Material was self-supporting
MOUNTING METHOD	Material was self-supporting
SUBSTRATE USED*	No substrate was utilized
NOTES/ADDITIONAL SAMPLE INFO	N/A
CEMENT BOARD	1/4 in. thick fiber cement board was placed on top of the sample.

*From the client's material description and/or instructions

Note: Specimens were conditioned as per the requirements of Section 6.4 of ASTM E84-18b.

TEST REPORT FOR STACBOND

Report No.: I6239.02-121-24

Date: 03/12/19

SECTION 7

TEST RESULTS

TEST RESULTS	
Test Date	02/19/19
Test Operator	Ben Samson
Flame Spread Index (FSI)	0
Smoke Developed Index (SDI)	10
Red Oak Calibration (% * Min)	95.2

TEST DATA	
FSI (unrounded)	0.0
SDI (unrounded)	10.5
FS * Time Area (Ft * Min)	0.0
Smoke Area (% * Min)	10.0
Fuel Area (°F * Min)	4908.2

TEST OBSERVATIONS	
Ignition Time	01:39 (Min:Sec)
Max Flame Front Advance	0.0 Feet
Time to Max Flame Front	00:00 (Min:Sec)
Max Temp At Exposed T/C	569°F
Time To Max Temp	09:54 (Min:Sec)
Dripping Observed	None
Flaming On Floor Observed	None
After Flame Top Observed	None
After Flame Floor Observed	None
Sagging Observed	None
Delamination Observed	01:35 (Min:Sec)
Shrinkage Observed	None
Fallout Observed	None
Cracking Observed	None
Additional Observations	None

TEST REPORT FOR STACBOND

Report No.: I6239.02-121-24

Date: 03/12/19

SECTION 7 (Continued)

TEST RESULTS

COMMENTARY ON CLASSIFICATION

Neither ASTM E84 nor UL 723 include classification criteria for the results obtained from testing. The International Building Code® (IBC), NFPA 101: Life Safety Code® (NFPA 101), and NFPA 5000: Building Construction and Safety Code® (NFPA 5000) all describe a set of classification criteria required for interior wall and ceiling finish materials based on Flame Spread Index and Smoke Developed Index when tested in accordance with ASTM E84 or UL 723. The classification criteria for all three model codes is the same:

Class	Flame Spread Index	Smoke Developed Index
A	0-25	0-450
B	26-75	0-450
C	76-200	0-450

Note that classification under this scheme for interior wall and ceiling finishes does not strictly apply to all products or materials tested in accordance with ASTM E84 or UL 723 because not all products or materials are recommended or suitable for use as interior wall or ceiling finish materials in buildings, regardless of the surface burning characteristics. Consult with the product manufacturer and the local authority having jurisdiction (AHJ) regarding specific applications of a given product or material.

TEST REPORT FOR STACBOND

Report No.: I6239.02-121-24

Date: 03/12/19

SECTION 8 PHOTOGRAPHS

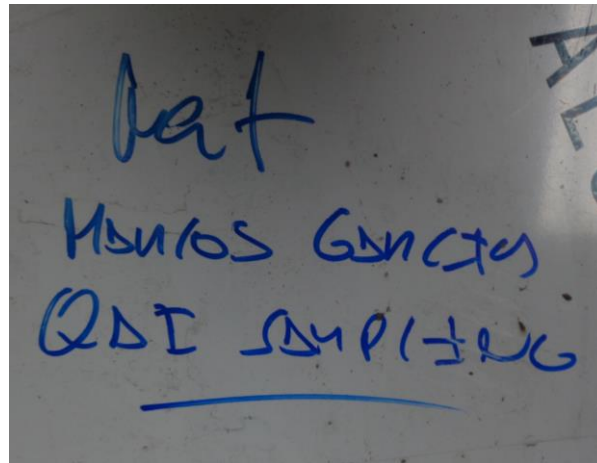


Photo No. 1
Inspector's Initials



Photo No. 2
Exposed Surface of the Test Specimen (Pre-test)

TEST REPORT FOR STACBOND

Report No.: I6239.02-121-24

Date: 03/12/19

SECTION 8 (Continued) PHOTOGRAPHS



Photo No. 3
Unexposed Surface of the Test Specimen (Pre-test)



Photo No. 4
Unexposed Surface of the Test Specimen (Post-test)

TEST REPORT FOR STACBOND

Report No.: I6239.02-121-24

Date: 03/12/19

SECTION 8 (Continued) PHOTOGRAPHS



Photo No. 5
Exposed Surface of the Test Specimen (Post-test)

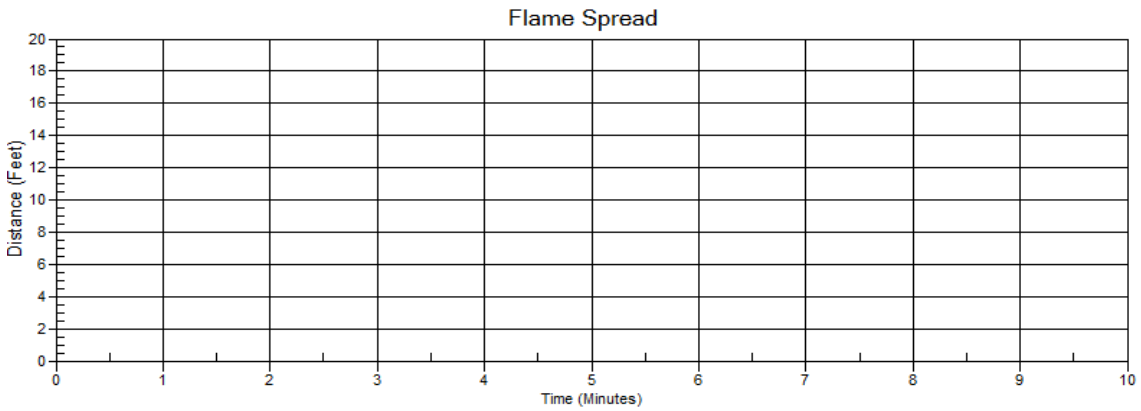
TEST REPORT FOR STACBOND

Report No.: I6239.02-121-24

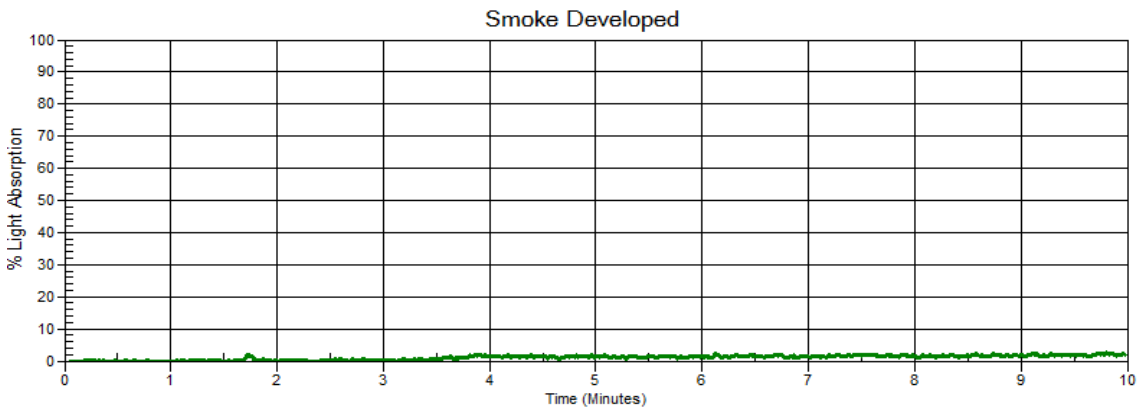
Date: 03/12/19

SECTION 9

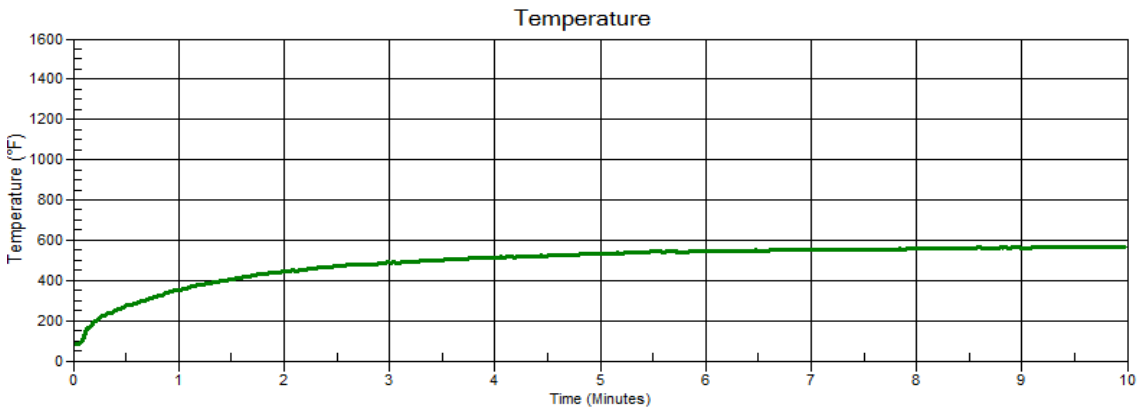
GRAPHS



Graph No. 1 - Flame Spread Distance Versus Time



Graph No. 2 - Light Obscuration Versus Time



Graph No. 3 - Tunnel Air Temperature Versus Time



Total Quality. Assured.

130 Derry Court
York, Pennsylvania 17406

Telephone: 717-764-7700
Facsimile: 717-764-4129
www.intertek.com/building

TEST REPORT FOR STACBOND

Report No.: I6239.02-121-24

Date: 03/12/19

SECTION 10

REVISION LOG

REVISION #	DATE	PAGES	REVISION
0	03/12/19	N/A	Original Report Issue